

Animal Magnetism
for clarinet and cello

Michael Boyd
2019

Basic Information

This piece is for clarinet and cello. Its length can range from 30 seconds to 16 minutes, with duration typically falling between 2 and 12 minutes. Performance length is ensemble-determined and can be decided in advance or allowed to arise organically during performance.

Performance Score

The performance score is comprised of five pages. The first page, which features a large table, should be printed on paper. The following four pages, which feature circle and line networks, should be printed on transparent plastic sheets.

Each member of the ensemble uses any one (and only one) of the four transparent sheets at a time. The utilized transparency should be placed on top of the page that features the table in any orientation (it may be turned upside down, flipped, or both). The edges of the page with the table and the transparency should be vertically and horizontally aligned.

If printable transparencies are not available (or if one or more ensemble members use a tablet or other digital device for performance), the final sixteen pages of this document provide all possible overlays of the circle/line networks on the table. These pages may be printed on paper or viewed electronically.





Performance Process

The transparencies feature circles (6, 8, 12, and 16), each of which corresponds to a sonic gesture that may last for five to fifteen seconds. The particular transparency chosen by each performer thus determines how many gestures that individual will perform, and the ensemble's collective choice of transparencies sets a duration range for a given performance. Players may use different transparencies. If two or more ensemble members simultaneously opt for the same transparency, they should use it in different orientations if at all possible.

Beginning with the checkered circle, the circles found on each transparency are connected by lines/arrows that, when superimposed over this page, create a path through the table. The nature of a sonic gesture (circle) is determined by its position in the table, which indicates its dynamic envelope and sound-type. Columns are associated with different dynamic envelopes that are depicted graphically. Angled lines indicate a gradual crescendo and/or decrescendo, while vertical lines indicate a sudden beginning and/or ending (dynamic range: ppp to mf or louder). Rows are associated with different sound-types: noise (bow grinding, excessive tremolo, flutter tongue, multiphonics, etc.), pure tone (sine tone-approximating high-ish pitches), and glissandi in both directions. Each square in the table thus represents a unique combination of a dynamic envelope and sound, based on the intersecting column and row.

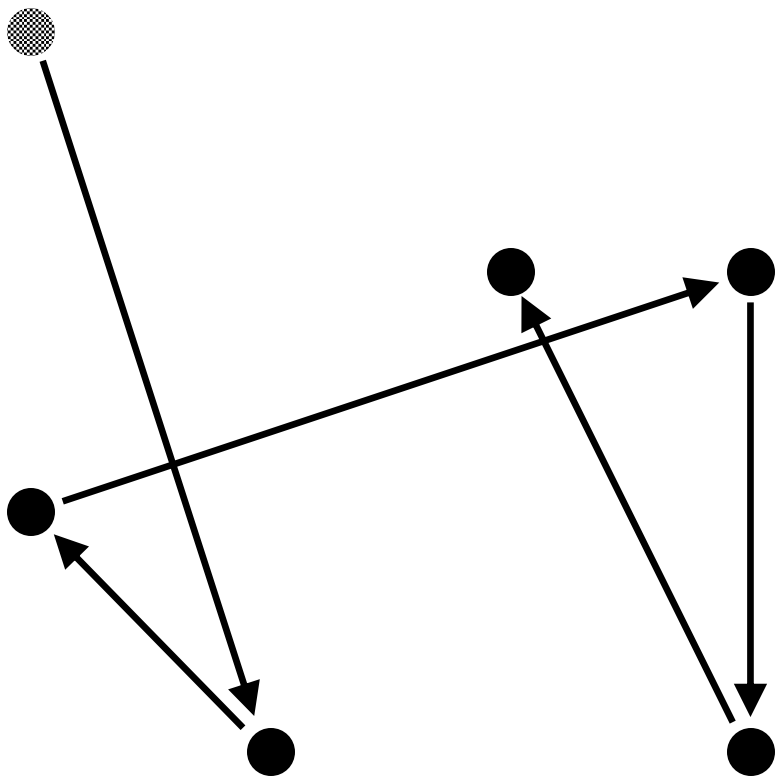
The path highlighted by the employed transparency thus presents each performer with a series of six to sixteen gestures to perform. While sound-type and dynamic envelope are specified, any other parameters such as pitch should be freely chosen during performance (as mentioned previously each gesture should last for five to fifteen seconds). The ensemble need not coordinate in any specific manner (players may start at different times), and brief silences between gestures are permissible.

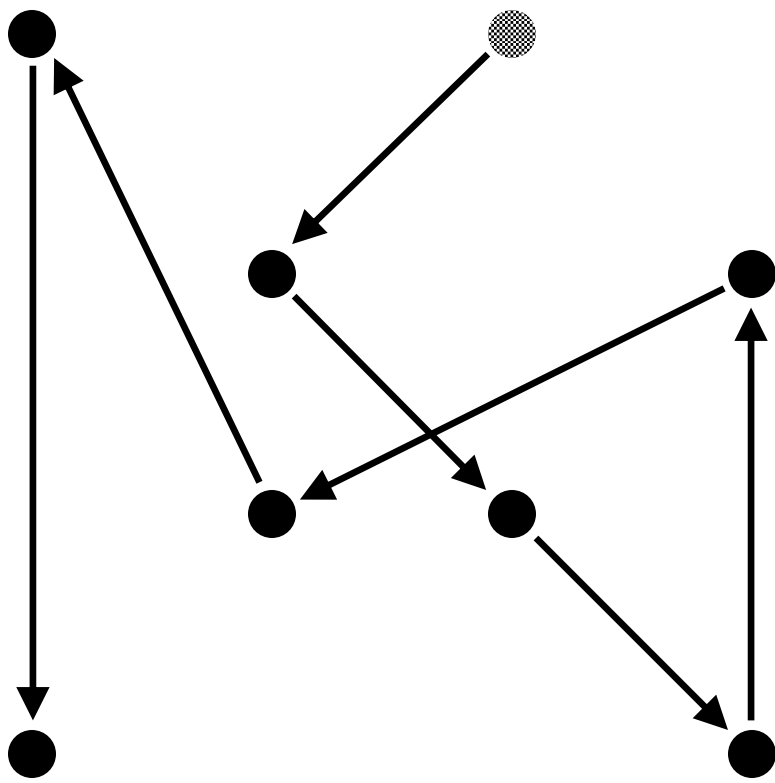
Ensemble members may each use up to four different page configurations to create longer performances. Multiple page configurations can be used one after the other in a relatively continuous manner. Alternately, the performance may be broken up in to two to four movements in which performers employ one page configuration per movement. The piece ends when all ensemble members have performed all of the gestures highlighted by their chosen transparency or transparencies. Performers may end more or less together or at separate times.

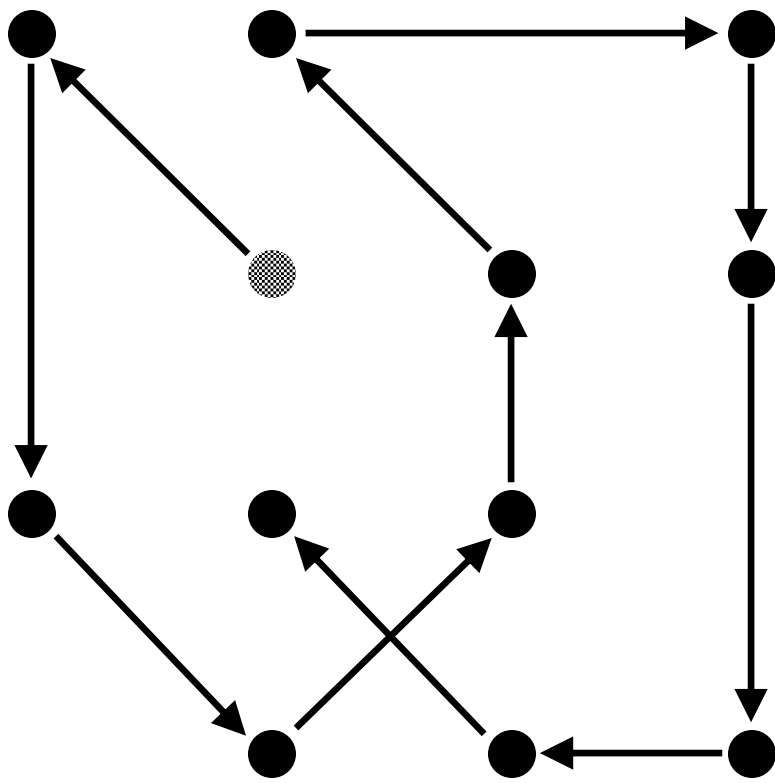
		Envelope			
					
Sound	Noise				
	Pure Tone				
	Gliss Up				
	Gliss Down				

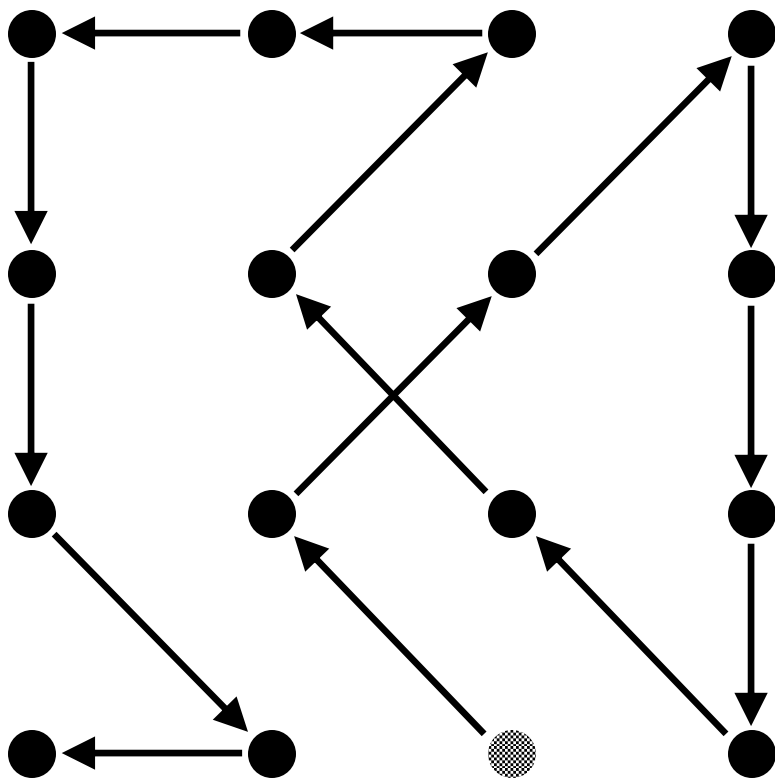
Performance Instructions Summary

- Superimpose any of the four circle/line networks printed on a transparent sheet over this page (in any orientation, edges aligned) *or* use one of the sixteen pages that feature a circle/line network superimposed over the above table.
- Each circle corresponds to a sonic gesture that lasts for 5-15”.
- Begin with the checkered circle. Follow the path created by the arrows to each subsequent circle.
- The nature of a sonic gesture (circle) is determined by its position in the table, which indicates its dynamic envelope and sound type.
- Columns correspond to different dynamic envelopes, depicted graphically.
- Rows correspond to different sound-types: noise, pure tone, and up or down glissandi.
- Ensemble members need not coordinate in any specific manner.
- Brief silences between gestures are permissible.
- Performers may finish after completing all sonic gestures on a page; up to three additional network/table superimpositions may optionally be used.
- More complete performance indications are provided with this score.

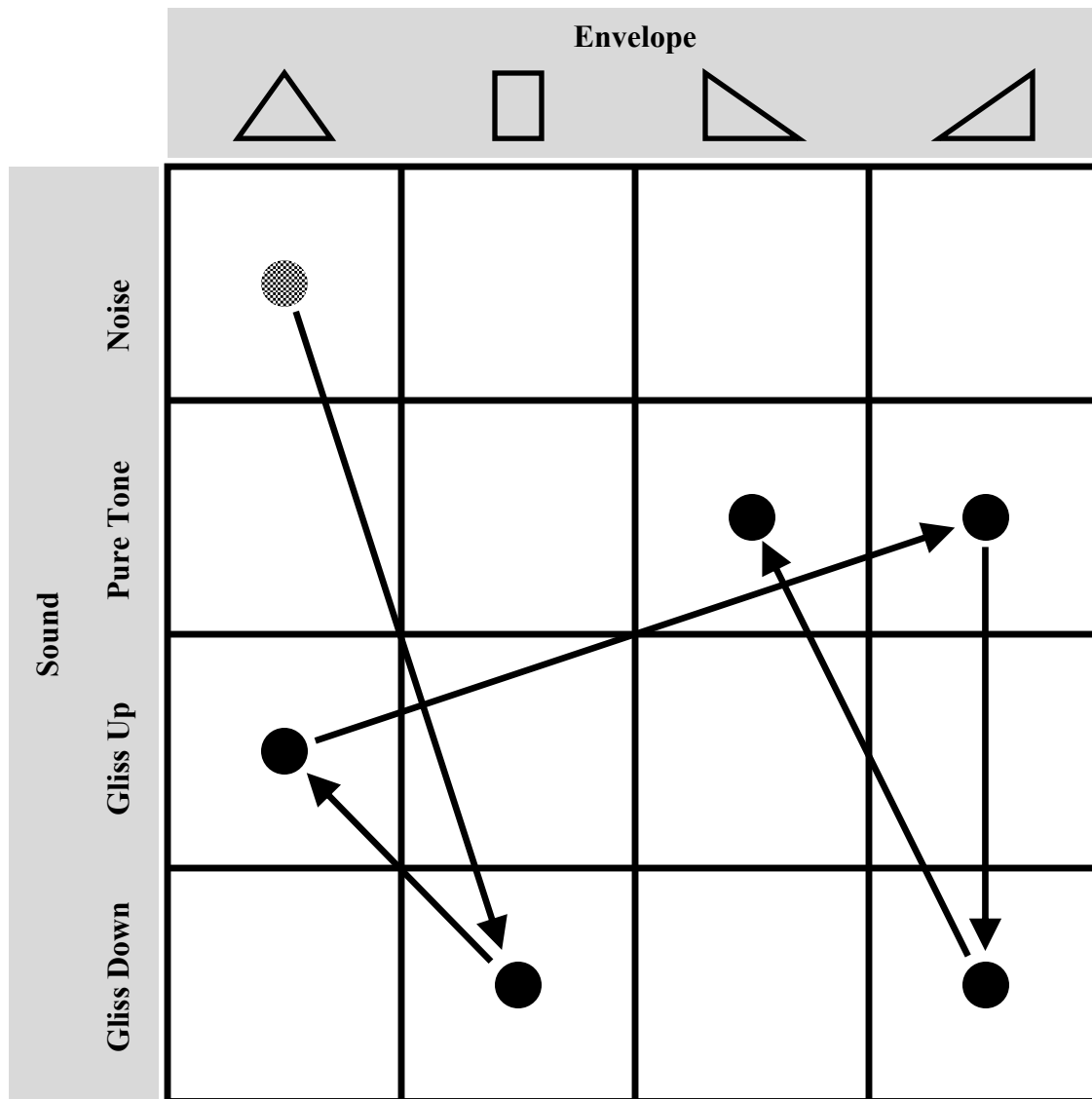






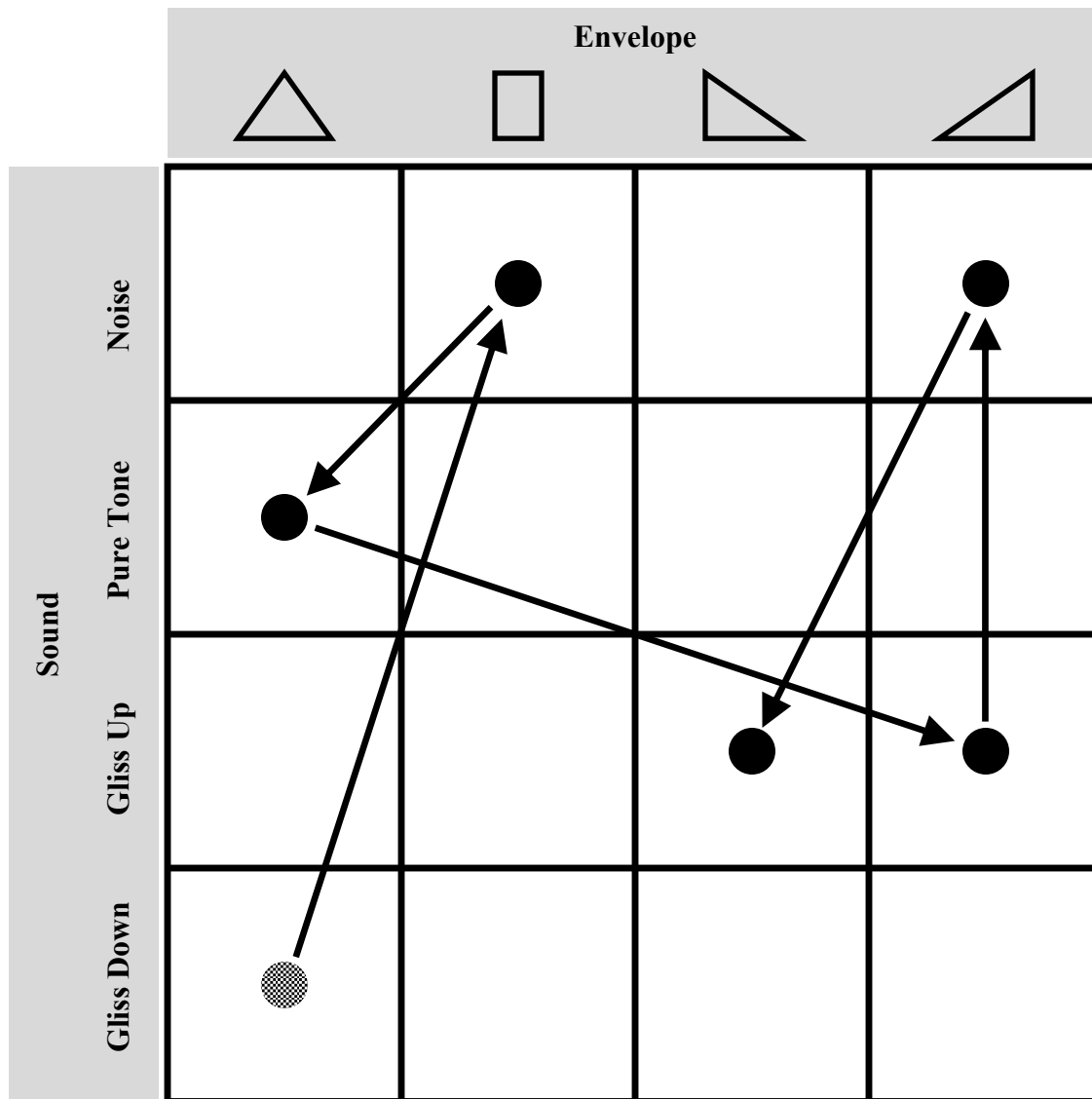


Preconfigured Performance Parts



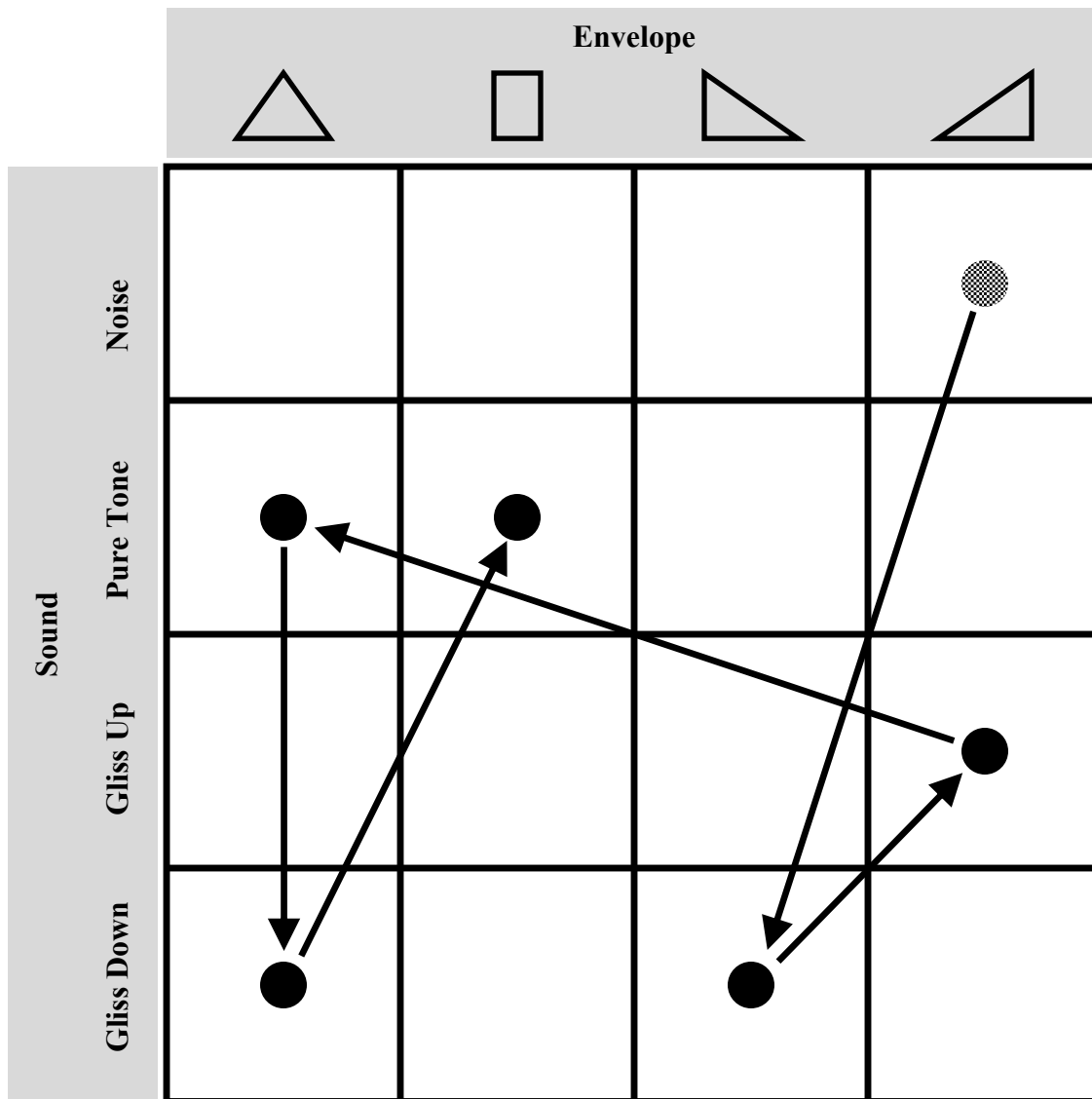
Performance Instructions Summary

- Superimpose any of the four circle/line networks printed on a transparent sheet over this page (in any orientation, edges aligned) *or* use one of the sixteen pages that feature a circle/line network superimposed over the above table.
- Each circle corresponds to a sonic gesture that lasts for 5-15”.
- Begin with the checkered circle. Follow the path created by the arrows to each subsequent circle.
- The nature of a sonic gesture (circle) is determined by its position in the table, which indicates its dynamic envelope and sound type.
- Columns correspond to different dynamic envelopes, depicted graphically.
- Rows correspond to different sound-types: noise, pure tone, and up or down glissandi.
- Ensemble members need not coordinate in any specific manner.
- Brief silences between gestures are permissible.
- Performers may finish after completing all sonic gestures on a page; up to three additional network/table superimpositions may optionally be used.
- More complete performance indications are provided with this score.



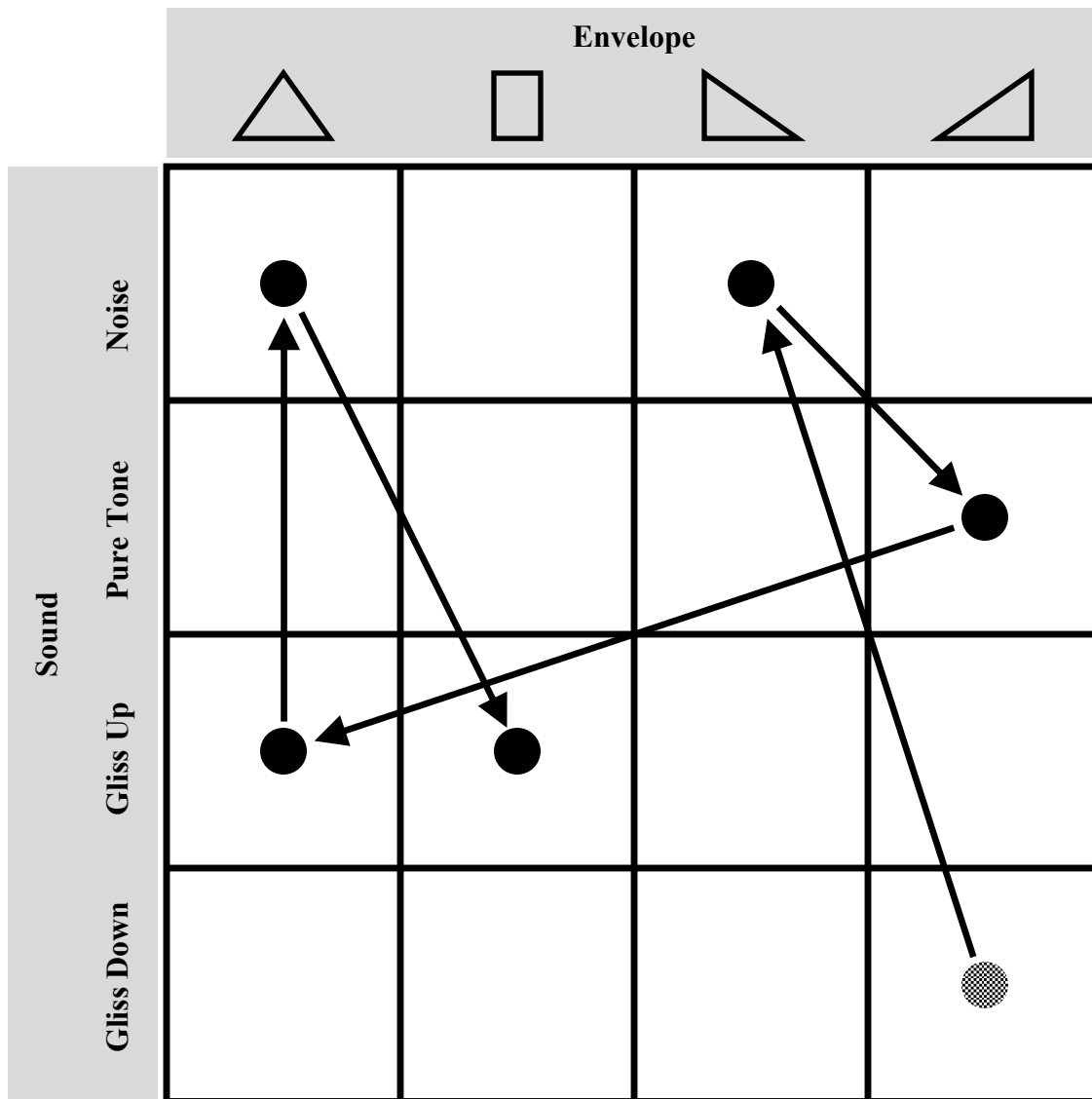
Performance Instructions Summary

- Superimpose any of the four circle/line networks printed on a transparent sheet over this page (in any orientation, edges aligned) *or* use one of the sixteen pages that feature a circle/line network superimposed over the above table.
- Each circle corresponds to a sonic gesture that lasts for 5-15”.
- Begin with the checkered circle. Follow the path created by the arrows to each subsequent circle.
- The nature of a sonic gesture (circle) is determined by its position in the table, which indicates its dynamic envelope and sound type.
- Columns correspond to different dynamic envelopes, depicted graphically.
- Rows correspond to different sound-types: noise, pure tone, and up or down glissandi.
- Ensemble members need not coordinate in any specific manner.
- Brief silences between gestures are permissible.
- Performers may finish after completing all sonic gestures on a page; up to three additional network/table superimpositions may optionally be used.
- More complete performance indications are provided with this score.



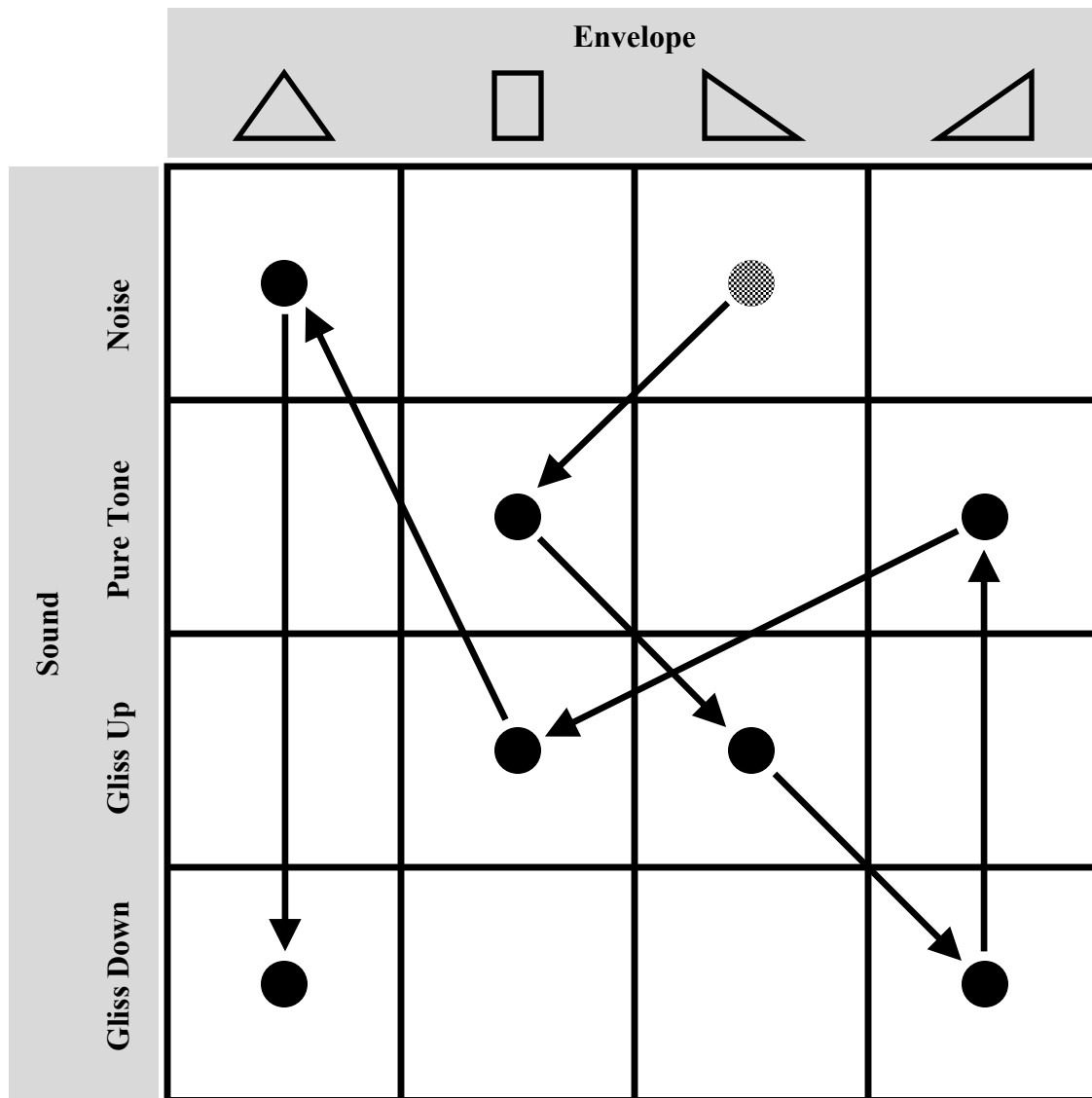
Performance Instructions Summary

- Superimpose any of the four circle/line networks printed on a transparent sheet over this page (in any orientation, edges aligned) *or* use one of the sixteen pages that feature a circle/line network superimposed over the above table.
- Each circle corresponds to a sonic gesture that lasts for 5-15”.
- Begin with the checkered circle. Follow the path created by the arrows to each subsequent circle.
- The nature of a sonic gesture (circle) is determined by its position in the table, which indicates its dynamic envelope and sound type.
- Columns correspond to different dynamic envelopes, depicted graphically.
- Rows correspond to different sound-types: noise, pure tone, and up or down glissandi.
- Ensemble members need not coordinate in any specific manner.
- Brief silences between gestures are permissible.
- Performers may finish after completing all sonic gestures on a page; up to three additional network/table superimpositions may optionally be used.
- More complete performance indications are provided with this score.



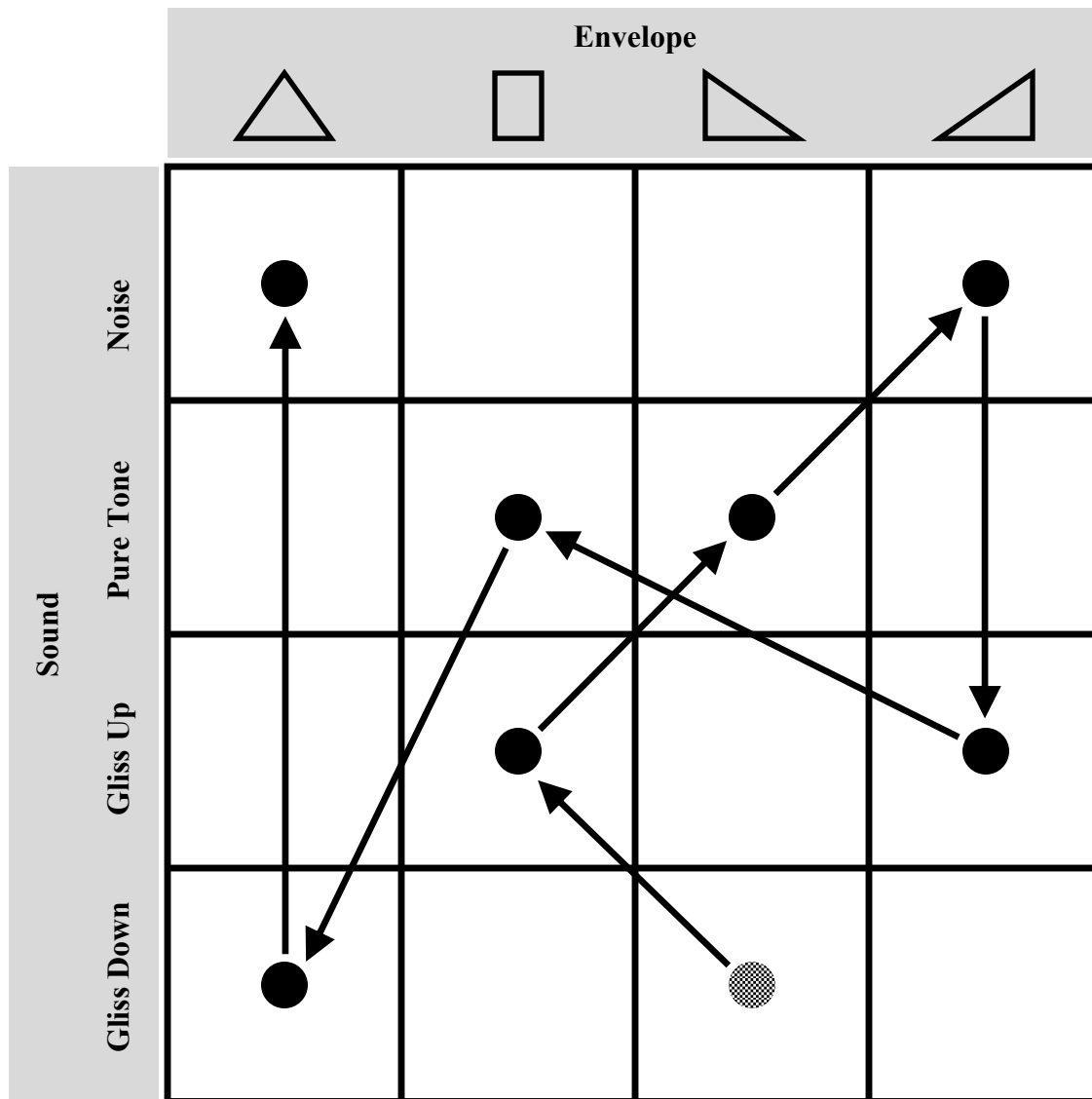
Performance Instructions Summary

- Superimpose any of the four circle/line networks printed on a transparent sheet over this page (in any orientation, edges aligned) *or* use one of the sixteen pages that feature a circle/line network superimposed over the above table.
- Each circle corresponds to a sonic gesture that lasts for 5-15”.
- Begin with the checkered circle. Follow the path created by the arrows to each subsequent circle.
- The nature of a sonic gesture (circle) is determined by its position in the table, which indicates its dynamic envelope and sound type.
- Columns correspond to different dynamic envelopes, depicted graphically.
- Rows correspond to different sound-types: noise, pure tone, and up or down glissandi.
- Ensemble members need not coordinate in any specific manner.
- Brief silences between gestures are permissible.
- Performers may finish after completing all sonic gestures on a page; up to three additional network/table superimpositions may optionally be used.
- More complete performance indications are provided with this score.



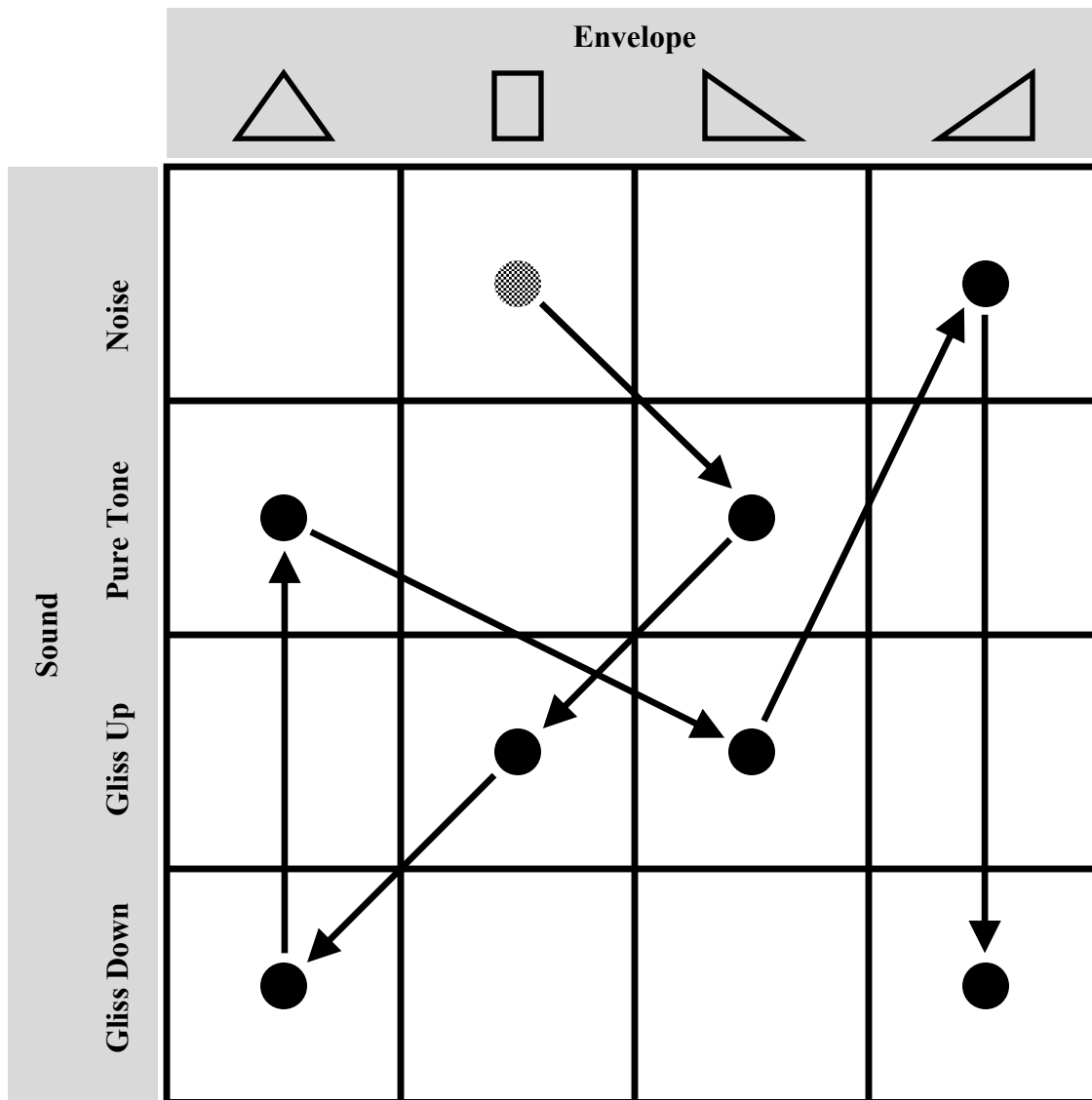
Performance Instructions Summary

- Superimpose any of the four circle/line networks printed on a transparent sheet over this page (in any orientation, edges aligned) *or* use one of the sixteen pages that feature a circle/line network superimposed over the above table.
- Each circle corresponds to a sonic gesture that lasts for 5-15”.
- Begin with the checkered circle. Follow the path created by the arrows to each subsequent circle.
- The nature of a sonic gesture (circle) is determined by its position in the table, which indicates its dynamic envelope and sound type.
- Columns correspond to different dynamic envelopes, depicted graphically.
- Rows correspond to different sound-types: noise, pure tone, and up or down glissandi.
- Ensemble members need not coordinate in any specific manner.
- Brief silences between gestures are permissible.
- Performers may finish after completing all sonic gestures on a page; up to three additional network/table superimpositions may optionally be used.
- More complete performance indications are provided with this score.



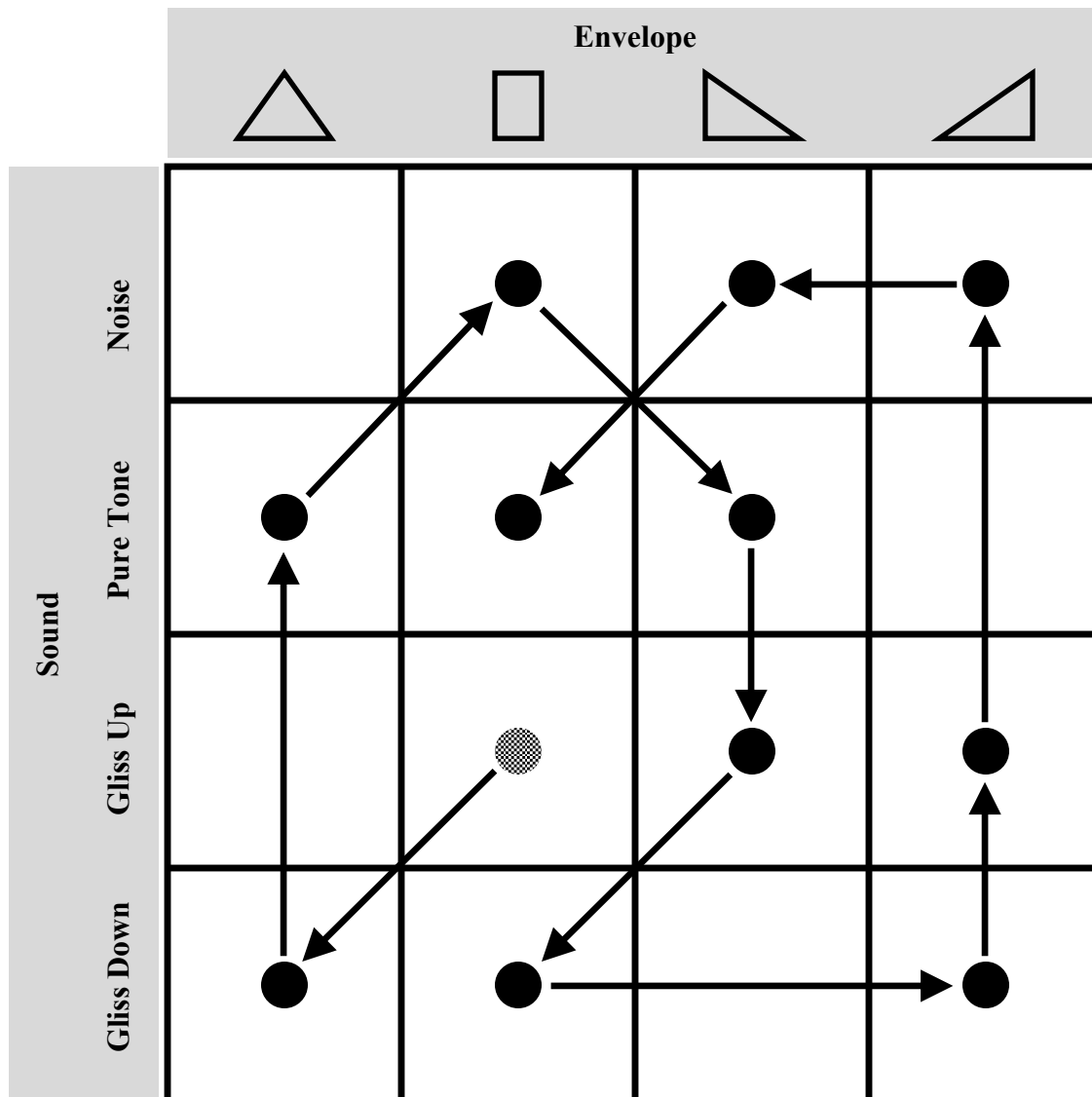
Performance Instructions Summary

- Superimpose any of the four circle/line networks printed on a transparent sheet over this page (in any orientation, edges aligned) *or* use one of the sixteen pages that feature a circle/line network superimposed over the above table.
- Each circle corresponds to a sonic gesture that lasts for 5-15”.
- Begin with the checkered circle. Follow the path created by the arrows to each subsequent circle.
- The nature of a sonic gesture (circle) is determined by its position in the table, which indicates its dynamic envelope and sound type.
- Columns correspond to different dynamic envelopes, depicted graphically.
- Rows correspond to different sound-types: noise, pure tone, and up or down glissandi.
- Ensemble members need not coordinate in any specific manner.
- Brief silences between gestures are permissible.
- Performers may finish after completing all sonic gestures on a page; up to three additional network/table superimpositions may optionally be used.
- More complete performance indications are provided with this score.



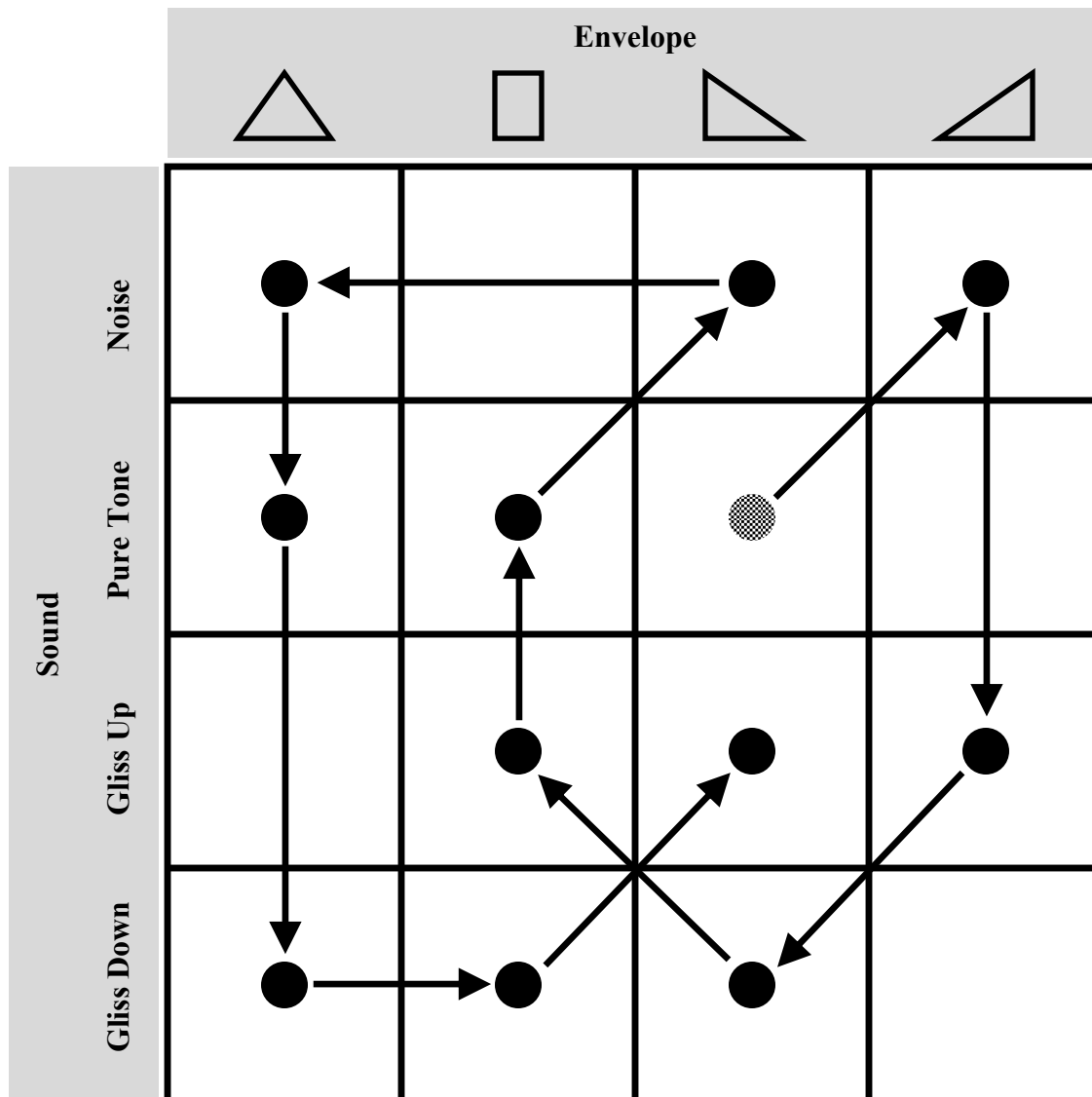
Performance Instructions Summary

- Superimpose any of the four circle/line networks printed on a transparent sheet over this page (in any orientation, edges aligned) *or* use one of the sixteen pages that feature a circle/line network superimposed over the above table.
- Each circle corresponds to a sonic gesture that lasts for 5-15”.
- Begin with the checkered circle. Follow the path created by the arrows to each subsequent circle.
- The nature of a sonic gesture (circle) is determined by its position in the table, which indicates its dynamic envelope and sound type.
- Columns correspond to different dynamic envelopes, depicted graphically.
- Rows correspond to different sound-types: noise, pure tone, and up or down glissandi.
- Ensemble members need not coordinate in any specific manner.
- Brief silences between gestures are permissible.
- Performers may finish after completing all sonic gestures on a page; up to three additional network/table superimpositions may optionally be used.
- More complete performance indications are provided with this score.



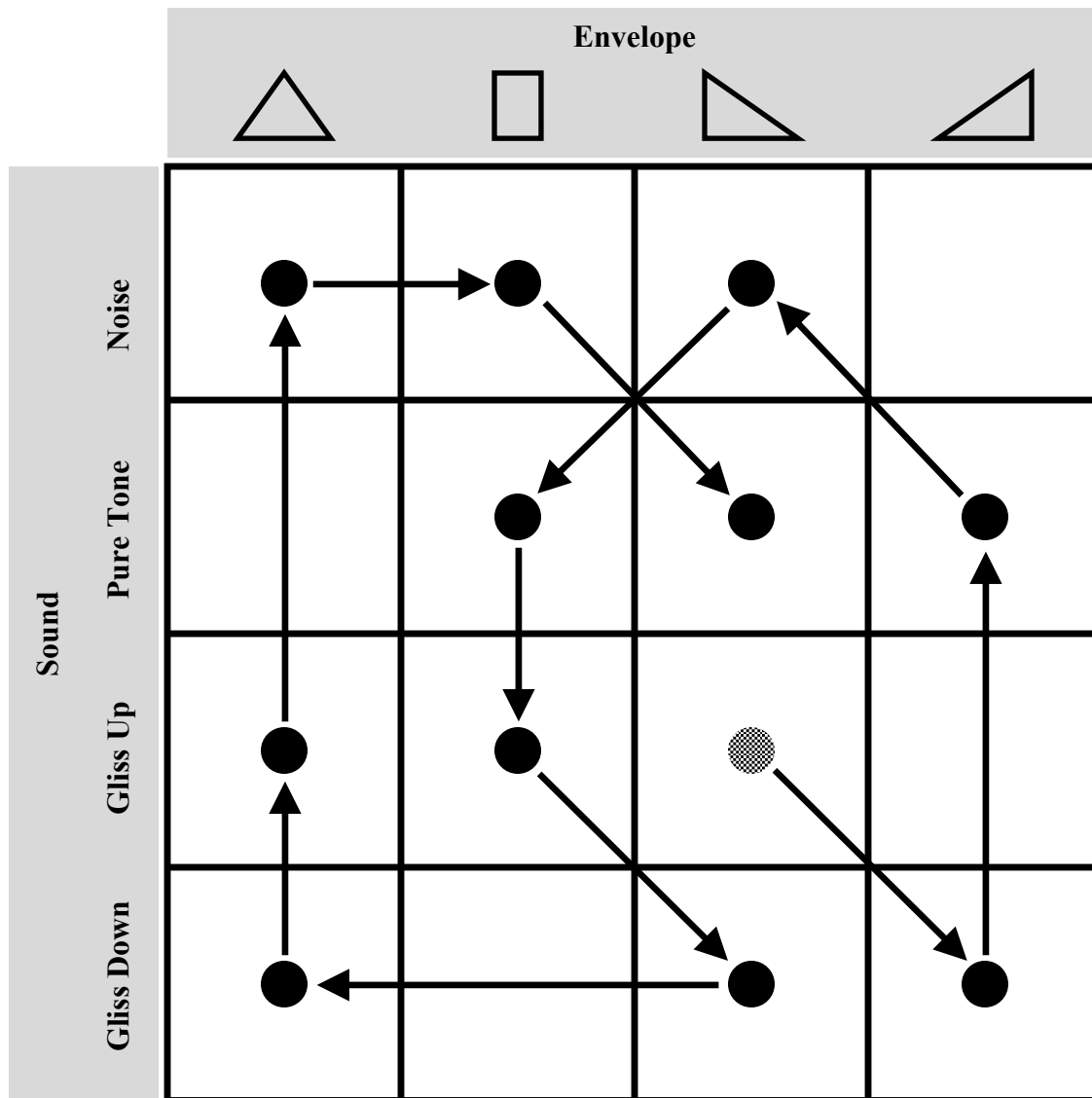
Performance Instructions Summary

- Superimpose any of the four circle/line networks printed on a transparent sheet over this page (in any orientation, edges aligned) *or* use one of the sixteen pages that feature a circle/line network superimposed over the above table.
- Each circle corresponds to a sonic gesture that lasts for 5-15”.
- Begin with the checkered circle. Follow the path created by the arrows to each subsequent circle.
- The nature of a sonic gesture (circle) is determined by its position in the table, which indicates its dynamic envelope and sound type.
- Columns correspond to different dynamic envelopes, depicted graphically.
- Rows correspond to different sound-types: noise, pure tone, and up or down glissandi.
- Ensemble members need not coordinate in any specific manner.
- Brief silences between gestures are permissible.
- Performers may finish after completing all sonic gestures on a page; up to three additional network/table superimpositions may optionally be used.
- More complete performance indications are provided with this score.



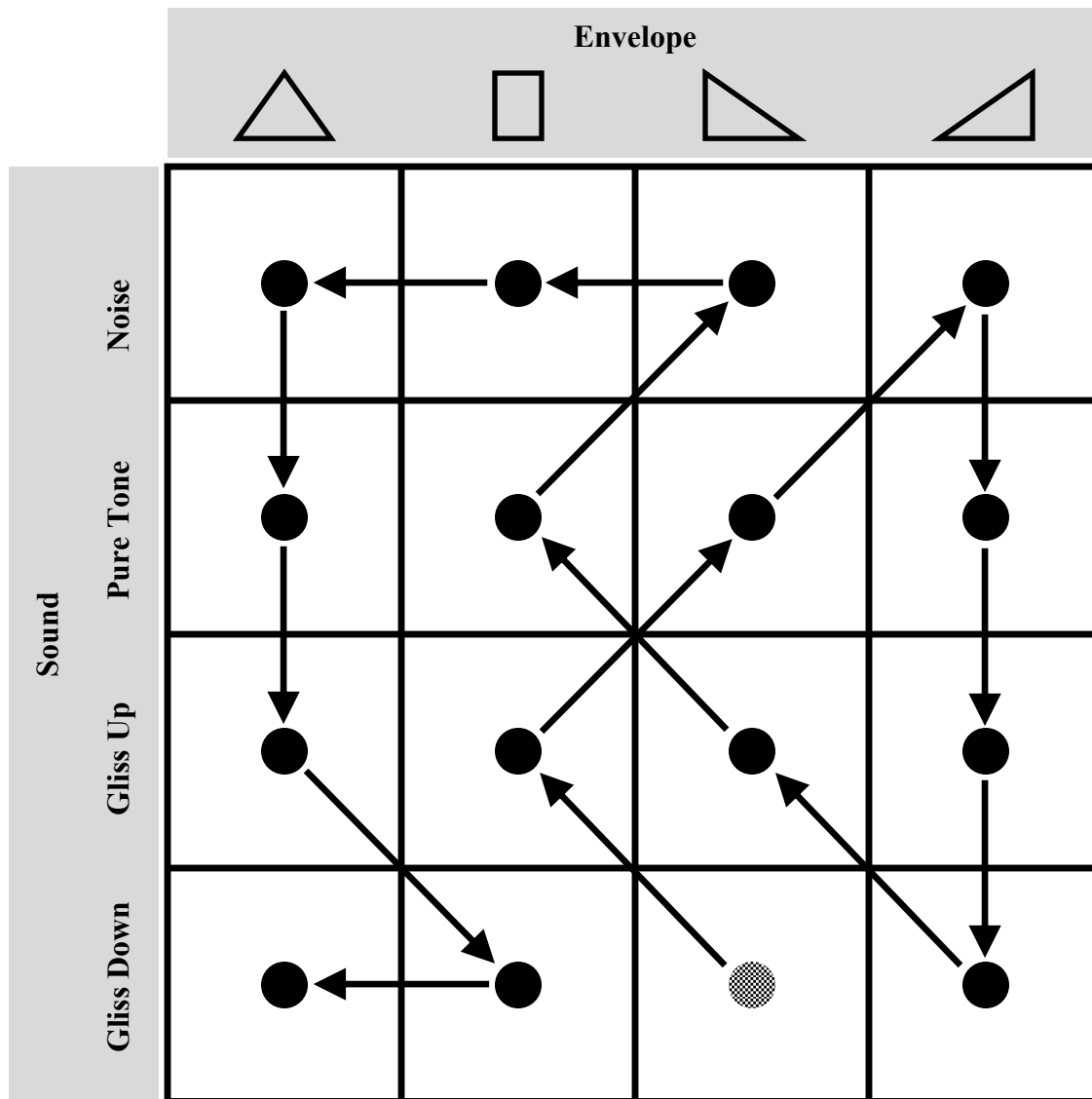
Performance Instructions Summary

- Superimpose any of the four circle/line networks printed on a transparent sheet over this page (in any orientation, edges aligned) *or* use one of the sixteen pages that feature a circle/line network superimposed over the above table.
- Each circle corresponds to a sonic gesture that lasts for 5-15”.
- Begin with the checkered circle. Follow the path created by the arrows to each subsequent circle.
- The nature of a sonic gesture (circle) is determined by its position in the table, which indicates its dynamic envelope and sound type.
- Columns correspond to different dynamic envelopes, depicted graphically.
- Rows correspond to different sound-types: noise, pure tone, and up or down glissandi.
- Ensemble members need not coordinate in any specific manner.
- Brief silences between gestures are permissible.
- Performers may finish after completing all sonic gestures on a page; up to three additional network/table superimpositions may optionally be used.
- More complete performance indications are provided with this score.



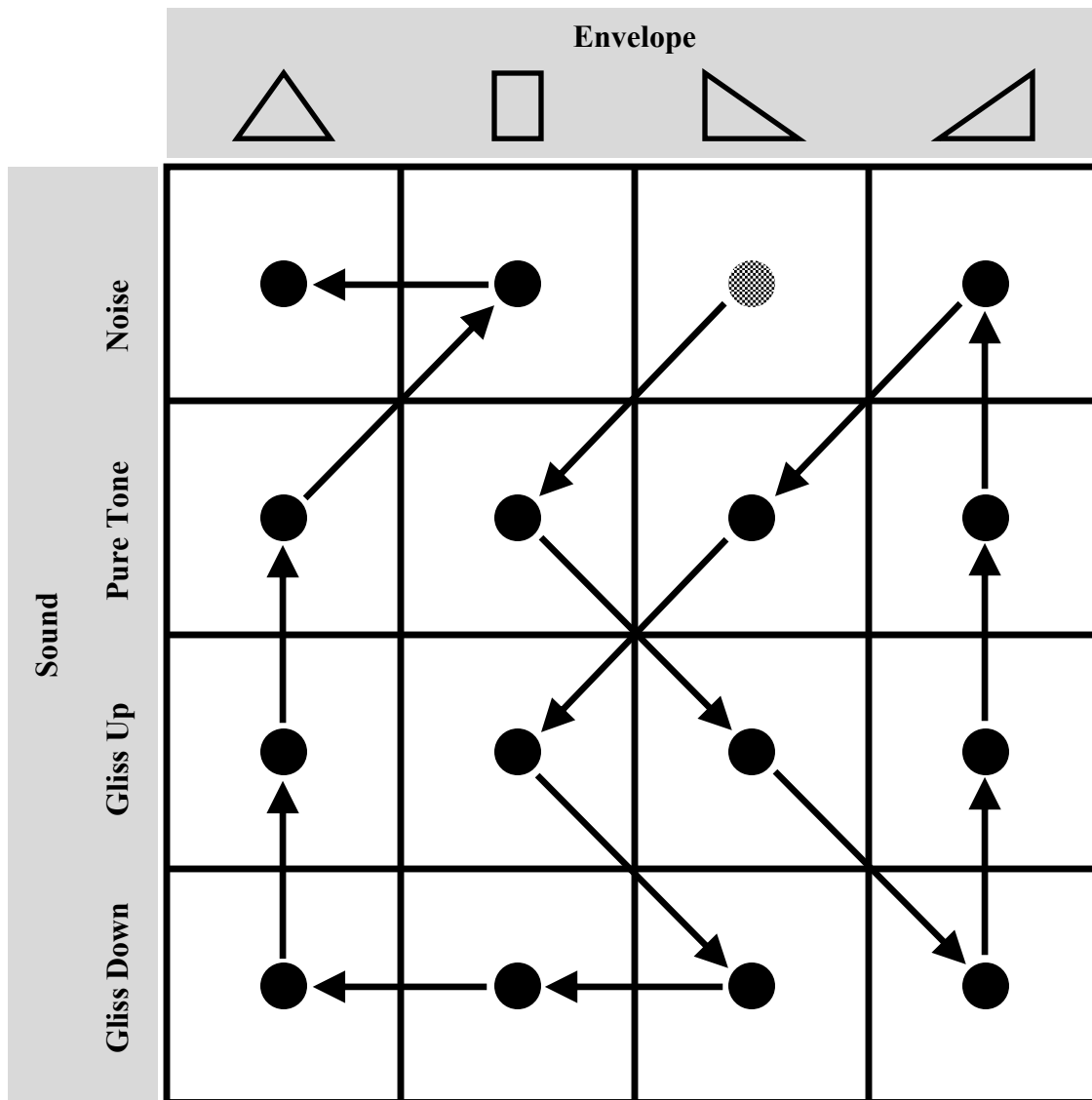
Performance Instructions Summary

- Superimpose any of the four circle/line networks printed on a transparent sheet over this page (in any orientation, edges aligned) *or* use one of the sixteen pages that feature a circle/line network superimposed over the above table.
- Each circle corresponds to a sonic gesture that lasts for 5-15”.
- Begin with the checkered circle. Follow the path created by the arrows to each subsequent circle.
- The nature of a sonic gesture (circle) is determined by its position in the table, which indicates its dynamic envelope and sound type.
- Columns correspond to different dynamic envelopes, depicted graphically.
- Rows correspond to different sound-types: noise, pure tone, and up or down glissandi.
- Ensemble members need not coordinate in any specific manner.
- Brief silences between gestures are permissible.
- Performers may finish after completing all sonic gestures on a page; up to three additional network/table superimpositions may optionally be used.
- More complete performance indications are provided with this score.



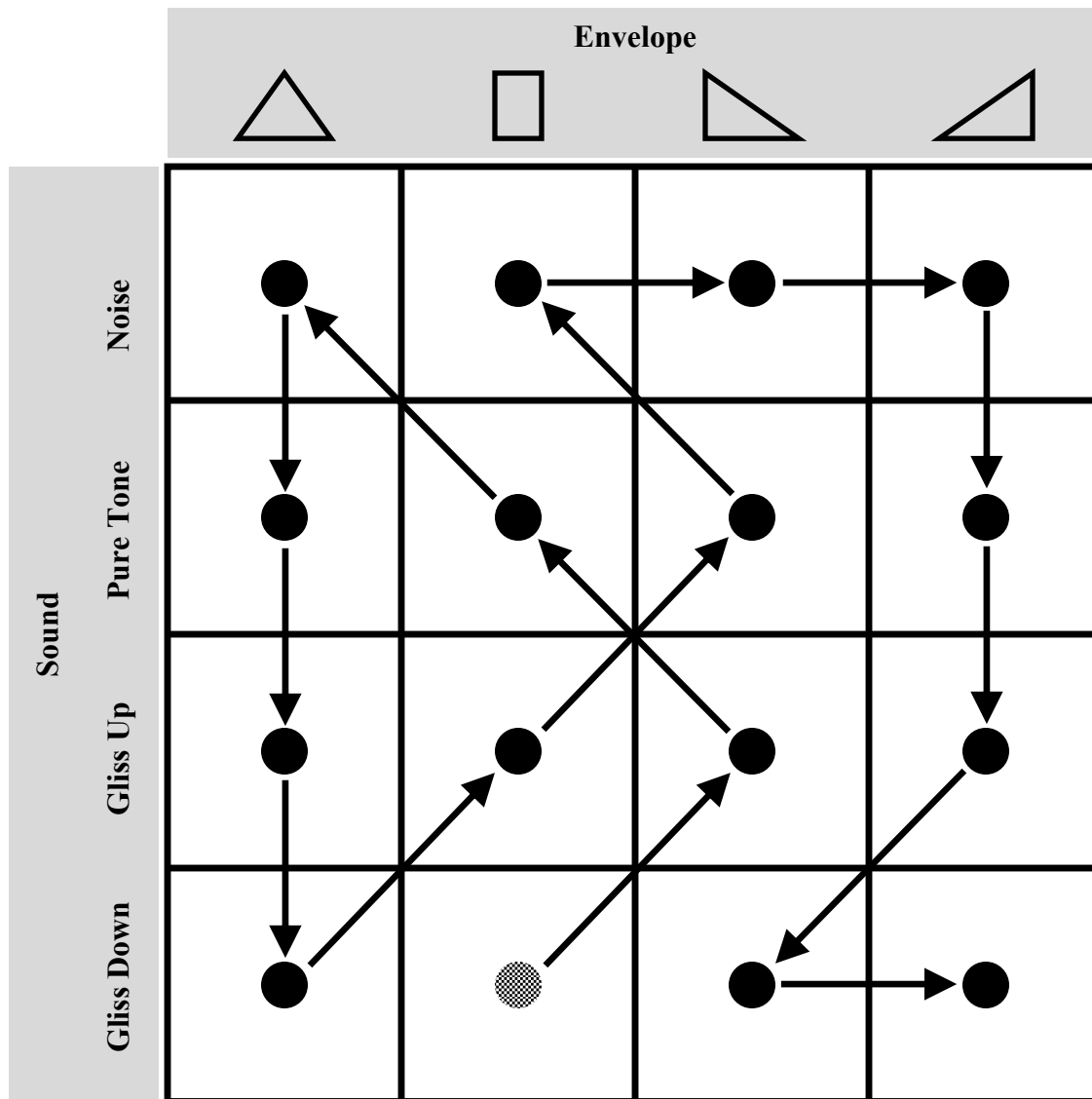
Performance Instructions Summary

- Superimpose any of the four circle/line networks printed on a transparent sheet over this page (in any orientation, edges aligned) *or* use one of the sixteen pages that feature a circle/line network superimposed over the above table.
- Each circle corresponds to a sonic gesture that lasts for 5-15”.
- Begin with the checkered circle. Follow the path created by the arrows to each subsequent circle.
- The nature of a sonic gesture (circle) is determined by its position in the table, which indicates its dynamic envelope and sound type.
- Columns correspond to different dynamic envelopes, depicted graphically.
- Rows correspond to different sound-types: noise, pure tone, and up or down glissandi.
- Ensemble members need not coordinate in any specific manner.
- Brief silences between gestures are permissible.
- Performers may finish after completing all sonic gestures on a page; up to three additional network/table superimpositions may optionally be used.
- More complete performance indications are provided with this score.



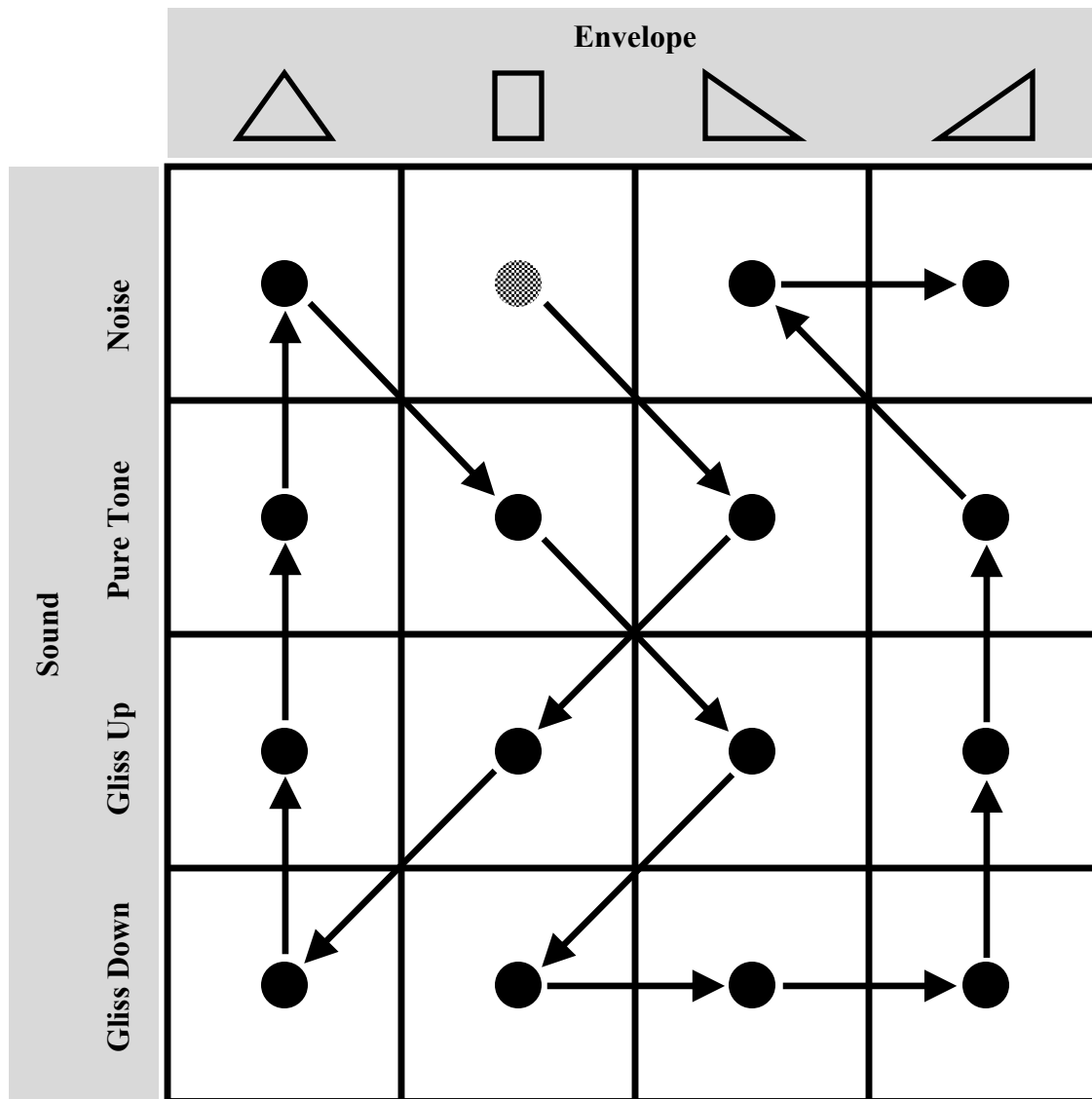
Performance Instructions Summary

- Superimpose any of the four circle/line networks printed on a transparent sheet over this page (in any orientation, edges aligned) *or* use one of the sixteen pages that feature a circle/line network superimposed over the above table.
- Each circle corresponds to a sonic gesture that lasts for 5-15”.
- Begin with the checkered circle. Follow the path created by the arrows to each subsequent circle.
- The nature of a sonic gesture (circle) is determined by its position in the table, which indicates its dynamic envelope and sound type.
- Columns correspond to different dynamic envelopes, depicted graphically.
- Rows correspond to different sound-types: noise, pure tone, and up or down glissandi.
- Ensemble members need not coordinate in any specific manner.
- Brief silences between gestures are permissible.
- Performers may finish after completing all sonic gestures on a page; up to three additional network/table superimpositions may optionally be used.
- More complete performance indications are provided with this score.



Performance Instructions Summary

- Superimpose any of the four circle/line networks printed on a transparent sheet over this page (in any orientation, edges aligned) *or* use one of the sixteen pages that feature a circle/line network superimposed over the above table.
- Each circle corresponds to a sonic gesture that lasts for 5-15”.
- Begin with the checkered circle. Follow the path created by the arrows to each subsequent circle.
- The nature of a sonic gesture (circle) is determined by its position in the table, which indicates its dynamic envelope and sound type.
- Columns correspond to different dynamic envelopes, depicted graphically.
- Rows correspond to different sound-types: noise, pure tone, and up or down glissandi.
- Ensemble members need not coordinate in any specific manner.
- Brief silences between gestures are permissible.
- Performers may finish after completing all sonic gestures on a page; up to three additional network/table superimpositions may optionally be used.
- More complete performance indications are provided with this score.



Performance Instructions Summary

- Superimpose any of the four circle/line networks printed on a transparent sheet over this page (in any orientation, edges aligned) *or* use one of the sixteen pages that feature a circle/line network superimposed over the above table.
- Each circle corresponds to a sonic gesture that lasts for 5-15”.
- Begin with the checkered circle. Follow the path created by the arrows to each subsequent circle.
- The nature of a sonic gesture (circle) is determined by its position in the table, which indicates its dynamic envelope and sound type.
- Columns correspond to different dynamic envelopes, depicted graphically.
- Rows correspond to different sound-types: noise, pure tone, and up or down glissandi.
- Ensemble members need not coordinate in any specific manner.
- Brief silences between gestures are permissible.
- Performers may finish after completing all sonic gestures on a page; up to three additional network/table superimpositions may optionally be used.
- More complete performance indications are provided with this score.